

WHEEL RIMS

The general consensus concerning the Corvette wheels are A. '53 to early '55; all wheels were riveted. B. Mid '55-'62; most Corvette wheels were welded.


Now many owners mention having riveted wheels on their Vettes. All wheels in this time period were supplied by "Kelly Hays" and their logo is:

3834956 is called out as '54-'64 Police (15x5K) wheels, and were riveted, having an offset of 9/16. This wheel was early '55 Vette and '55-'56 cars. 3838080 is called out as '62-'74 Police (15x5.5K) wheels and were also riveted having an offset of 7/16. This wheel replaced 3834956 and I am told is still available from GM. Note: 3834956 1st design has a hub opening of 2 7/8 inches. 3838080 2nd design has a hub opening of 2 3/4 requiring some reaming to fit on the hub. The person using this wheel mentioned that installing the hub cap is a tighter fit.

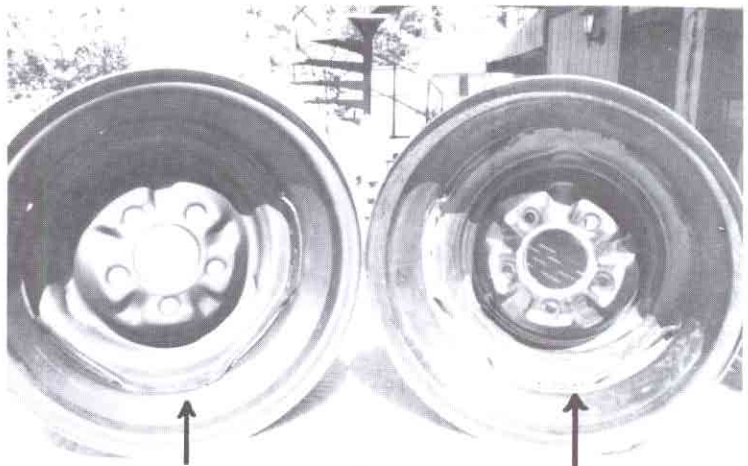
For the welded wheels, 3714744 part number shows that it is welded. Because most owners mention having a welded wheel, it seems the Corvette division of GM asked for a welded wheel even though GM parts books don't mention welded when they refer to the '55-'62 Vette. (Example is GM parts book using the same part number for a 7 fin or 9 fin cover.)

I have rarely seen welded wheels for sale, so if you need wheels that will work, use '55-'56 car wheels or locate the second design mentioned.

All corrections or information is welcome. NOTE: Noland's book, page 337, shows a '61 welded wheel.




'57 dated Vette wheel



Left Vette welded 15x5K

Right car riveted 15x5K

From the front, a welded wheel has an extra raised area



'55-'56 Car wheel had the dust rubber fillers also '55-'62 Vettes

Year	Model	Part Number	Wheel Size
46-48	Pass.	2251385	(15 x 5K).....
54-64	Pass. (exc. Police),		
54-62	Police (1st design).....	3834956	(15 x 5K).....
57-60	Pass. (exc. Kingswood),		
61-64	Pass. (exc. Sta. Wag.)	3870769	(14 x 5J).....
62-64	Police (2nd design)	3838080	(15 x 5.5K).....
59-60	SDL, PDL,		
59-60	Kingswood,		
61-62	Sta. Wag.,		
63-64	Pass. (exc. disc brakes) ..	3960347	(14 x 6JK)

PASSENGER

Construction	Wheel Size	Offset	Tire Size	No. Hub Cap Attach. Clips or Proj.	Tire Type	No. Lug Holes	Wheel	Clamp Ring	Side Ring	No. Spoke or Hand Holes
1 Piece (Welded)	14 x 5J	9/16	7.00 x 14, 7.50 x 14	0	Both	5	3870769			1
1 Piece (Welded)	14 x 6JK	1/16	8.25 x 14, 8.55 x 14	9	Both	5	3960347			
1 Piece (Riveted)	15 x 5K	9/16	5.50 x 15, 6.00 x 15, 6.40 x 15, 6.50 x 15, 6.70 x 15, 7.10 x 15, 7.50 x 15	3	Tube	6	2251385			4
1 Piece (Riveted)	15 x 5K	9/16	6.70 x 15, 7.10 x 15	0	Both	5	3834956			4
1 Piece (Riveted)	15 x 5.5K	7/16	6.70 x 15, 7.10 x 15	0	Tube	5	3838080			4

*NOTE: 2-29/32 dia. hub. hole