


WIPER BLADE and ARM APPLICATION

CAR	YEAR	MODEL	BLADE	ARM
BUICK	46-49	Exc 49 Series 50, 70	TAU-10	AL-60
	49	50, 70	RB-11	AL-60
	50, 53	All	RB-11	AL-150
	54	All	RB-12	AL-150
	55	40, 50, 60	RB-12-2 or RB-12	AL-150
	55	70	RB-12-2 or RB-12	D. 88861-1C - P. 88860-1C
	56	40, 50, 60 (without Cam-O-Matic)	PR-12-2	AL-60
	56	40, 60 (with Cam-O-Matic)	PR-12-2	D. 88861-3C - P. 88860-3C
	56	50, 70 (with Cam-O-Matic)	PR-12-2	D. 88861-4C - P. 88860-4C
	57-58	All (without Cam-O-Matic)	PR-13-2	AL-150
	57-58	All (with Cam-O-Matic)	PR-13-2	D. 89343-1C - P. 89342-1C
	59	All (with Cam-O-Matic)	RB-15-2	D. 89985-1C - P. 89986-1C
59	All (without Cam-O-Matic)	RB-15-2	D. 89817-3C - P. 89818-3C	
CADILLAC	50, 53	All	RB-11	AL-150
	54	All	RB-12-2 or RB-12	D. 88727-1C - P. 88726-1C
	56	All	PR-12-2	D. 88811-1C - P. 88810-1C
	56	All	PR-12-2	D. 88811-4C - P. 88810-4C
57-58	All	(can use RB-12-2)		
59	All Cam-O-Matic	RB-15-2	D. 89285-1C - P. 89286-1C	
59	All Cam-O-Matic	RB-15-2	D. 89815-1C - P. 89816-1C	
CHEVROLET	49-52	All	RB-11	AL-150
	53, 54	All, exc Hardtop & Convertible	RB-11	AL-150
	53, 54	Hardtop, Convertible	RB-11	AL-60
	55-57	Vacuum wiper motor	RB-12	AL-150
	57	Electric wiper motor	PR-12-2	AL-150
58	All	PR-13-2	AL-150	
59	All	RB-15-2	D. 89817-1C - P. 89818-1C	
CHRYSLER	46-52	All	TAU-12	AL-150
	53-56	All	RB-12	AL-150
	57-58	All, exc Imperial	PR-16	not available
57-58	Imperial	not available	not available	
DE SOTO	49-52	All	TAU-12	AL-150
	53-56	All	RB-12	AL-150
	57-58	All	PR-16	not available
DODGE	49-50	All	TAU-12	AL-150
	49-52	Electric wiper motor	TAU-12	AL-150
	53-56	All	RB-12	AL-150
57-58	All	PR-16	not available	
EDSEL	58	Pacer, Ranger	PR-12-2	AL-60
	58	Corsair, Citation	PR-12-2	AL-150
	59	Ranger, Pacer	PR-13-2	AL-150
FORD	49-51	All	TAU-12	AL-150
	52-54	All	RB-11	AL-150
	55 early	All	RB-12	AL-150
	55 late, 56	All, exc Hardtop & Convertible	RB-12-2 or RB-12	AL-150
	55 late, 56	Hardtop & Convertible	RB-12-2 or RB-12	AL-60
	57	Custom Series, Station Wagon	PR-12-2 (can use RB-12-2)	AL-60
	57	Fairlane Series	PR-12-2 (can use RB-12-2)	AL-60
	58	All Except Retractable Top	PR-12-2	AL-60
	58	Retractable Top Model	PR-12-2	AL-150
	59	All except T-Bird	PR-13-2	AL-150
	59	Thunderbird	PR-13-2	AL-60
HUDSON	48, 49	All	RB-12	AL-60
	50-53	All	RB-11	AL-60
	54	Wasp, Hornet	RB-12	AL-60
	55	Jet	RB-11	AL-60
55-57	All	RB-12	AL-150	
LINCOLN	49-51	Standard	TAU-12	AL-150
	49-51	Cosm. Closed	RB-11	AL-150
	52-54 early	All	RB-11	AL-150
	54 late, 55	All	RB-12	AL-150
	56, 57	All	RB-12-2 or RB-12	D. 88947-1C - P. 88946-1C
	58	All	PR-15-2	D. 89471-1C - P. 89470-1C
59	All	RB-16-2 or RB-15-2	D. 90111-1C - P. 90110-1C	
MERCURY	49-51	All	TAU-12	AL-150
	52-54	All	RB-11	AL-150
	55 early	All	RB-12	AL-150
	55 late, 56	All, exc Hardtop & Convertible	RB-12-2 or RB-12	AL-150
	55 late, 56	Hardtop, Convertible	RB-12-2 or RB-12	AL-60
	57-58	All	PR-12-2 (can use RB-12-2)	AL-150
59	All	RB-16-2 or RB-15-2	D. 89819-1C - P. 89820-1C	
NASH	49-51	All	RB-11	AL-60
	52-54	All	RB-11	AL-150
	55-57	All	RB-12	AL-150
OLDSMOBILE	49	76, 88	RB-11	AL-150
	50-53	All	RB-11	AL-150
	54-56 early	All	RB-12	AL-150
	56 late	All	RB-12-2 or RB-12	AL-60
	57-58	All	PR-13-2	AL-150
59	All (Cam-O-Matic)	RB-15-2	D. 89815-3C - P. 89816-3C	
59	All (Non Cam-O-Matic)	RB-15-2	D. 89817-3C - P. 89818-3C	
PACKARD	42-50	All	TAU-12	AL-150
	51-54	All	RB-11	AL-150
	55, 56 early	Std. Models	RB-12-2 or RB-12	D. 88811-2C - P. 88810-2C
	55, 56 early	Clipper	RB-12-2 or RB-12	D. 88861-2C - P. 88860-2C
	56 late	Std. Models	PR-12-2	D. 88811-5C - P. 88810-5C
	56 late	Clipper	PR-12-2	D. 88861-8C - P. 88860-8C
	57-58	All	RB-12-2 or RB-12	AL-150
PLYMOUTH	49-52	All	TAU-12	AL-150
	53-56	All	RB-12	AL-150
	57-58	All	PR-16	not available
	59	All	PR-16	not available
PONTIAC	53, 54	All, exc Hardtop & Convertible	RB-11	AL-150
	53, 54	Hardtop, Convertible	RB-11	AL-60C
	55, 56	All	RB-12	AL-150
	57	All	RB-13-1	AL-150
	58	All	PR-13-2	AL-150
	59	"A" (Non Cam-O-Matic)	RB-15-2	D. 89817-3C - P. 89818-3C
	59	"A" (Cam-O-Matic)	RB-15-2	D. 89985-1C - P. 89986-1C
	59	"A" (Cam-O-Matic) (over lap styling)	RB-16-2 or RB-15-2	D. 89985-2C - P. 89986-2C
59	"Bonneville" (Non Cam-O-Matic)	RB-16-2 or RB-15-2	D. 89817-2C - P. 89818-2C	
59	"Bonneville" (Cam-O-Matic)	RB-16-2 or RB-15-2	D. 89985-2C - P. 89986-2C	
RAMBLER	52-55	All	RB-11	AL-60
	56, 58	All	RB-12	AL-150
	59	All except "American"	RB-12-2 or RB-12	AL-150
59	"American"	RB-11	AL-60	
STUDEBAKER	47-52	Flat shield	TAU-10	AL-150
	47-52	Curved shield	RB-11	AL-150
	53-55	All	RB-11	AL-150
	56, 58	All, exc Hardtop	RB-12-2 or RB-12	AL-150
	56, 58	Hardtop	RB-12-2 or RB-12	AL-60
	59	Closed	RB-12-2 or RB-12	AL-150
	59	Hardtop & Conv.	RB-12-2 or RB-12	AL-60
WILLYS	47-58	Station Wagon	TAU-10	AL-60
	52-55	Aero	RB-11	AL-150
	57, 58	FJ-5, FJ-6 - FC-150, FC-170	RB-12-2 or RB-12	D. 89405-1JL - P. 89406-1JL

"SEE FOR
Safety"
REPLACE WIPER BLADES
ONCE A YEAR



Rainbow
FOR CURVED
SHIELDS



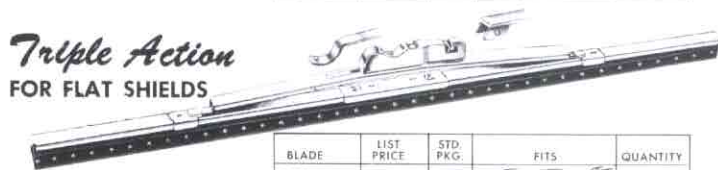
BLADE	LIST PRICE	STD. PKG.	FITS	QUANTITY
RB-10	1.60	10		
RB-11	1.60	10		
RB-12	1.60	10		
RB-15-2	2.50	10		
RB-16-2	2.50	10		

PR-Rainbow
FOR WRAP-AROUND
SHIELDS



BLADE	LIST PRICE	STD. PKG.	FITS	QUANTITY
PR-12-2	1.60	10		
PR-13-2	1.75	10		
PR-16	2.50	10		

Triple Action
FOR FLAT SHIELDS




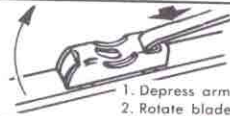
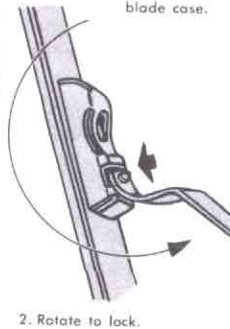

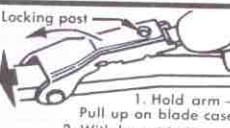
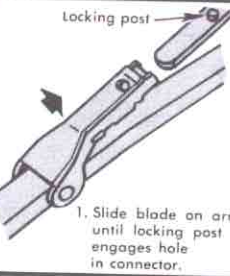

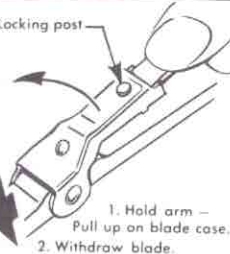
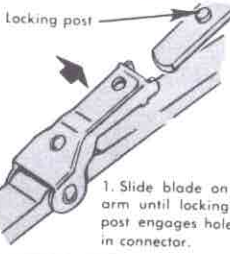

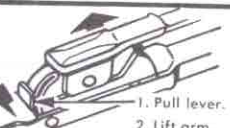
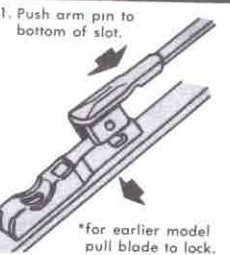

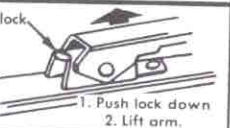
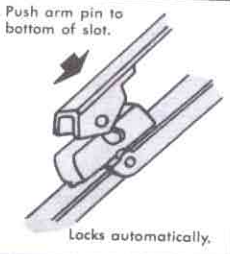
BLADE	LIST PRICE	STD. PKG.	FITS	QUANTITY
TAU-9	.85	10		
TAU-10	.85	10		
TAU-11	.85	10		
TAU-12	.85	10		

Adjustable Arms
FOR ALL CARS



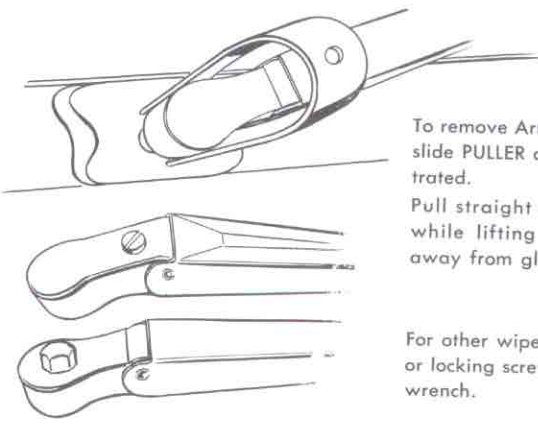
BLADE	LIST PRICE	STD. PKG.	FITS	QUANTITY
AL-60	1.75	5	8" to 11 1/4"	
AL-150	2.00	5	11 1/4" to 14 5/8"	
AL-225	2.00	5	For Foreign Cars	

Wiper Blade Removal and Installation

ARM TYPE	OLD BLADE REMOVAL	NEW BLADE INSTALLATION
WRIST ACTION  Equipment on Buick '46-'54 Cadillac '46-'54 Chevrolet '49-'57 Dodge '46-'50 Ford '46-'55 Hudson '48-'54 Kaiser '47-'54 Lincoln '46-'55 Mercury '46-'55 Nash '49-'55 Oldsmobile '49-'54 Packard '48-'54 Plymouth '46-'50 Pontiac '49-'57 Studebaker '47-'57 Willys '47-'56	 1. Depress arm. 2. Rotate blade.	 1. Insert arm in blade case. 2. Rotate to lock.
BAYONET TYPE  Equipment on Buick '54-'58 Cadillac '55-'58 Chevrolet '56-'58 Edsel '58 Ford '56-'58 Lincoln '56-'58 Mercury '55-'58 Oldsmobile '56-'58 Packard '55-'58 Pontiac '56-'58 Studebaker '56-'58	 Locking post 1. Hold arm — Pull up on blade case. 2. Withdraw blade.	 Locking post 1. Slide blade on arm until locking post engages hole in connector.
WIDE BAYONET TYPE  USED WITH LONG LENGTH BLADES ON 1959 MODELS Buick '59 Cadillac '59 Chevrolet '59 Lincoln '59 Mercury '59 Oldsmobile '59 Pontiac '59	 Locking post 1. Hold arm — Pull up on blade case. 2. Withdraw blade.	 Locking post 1. Slide blade on arm until locking post engages hole in connector.
PIN TYPE  Equipment on Chrysler '39-'56 DeSoto '39-'56 Dodge '51-'56 Hudson '56-'57 Nash '56-'57 Plymouth '51-'56	 1. Pull lever. 2. Lift arm.	 1. Push arm pin to bottom of slot. *for earlier model pull blade to lock.
PIN TYPE  USED WITH LONG LENGTH BLADES Equipment on Chrysler '57-'58 DeSoto '57-'58 Dodge '57-'58 Plymouth '57-'58	 lock 1. Push lock down 2. Lift arm.	 1. Push arm pin to bottom of slot. Locks automatically.

Wiper Arm Removal and Installation

WIPER ARM REMOVAL



To remove Arm from knurled shaft, slide PULLER over arm end as illustrated. Pull straight out with puller tool while lifting blade end of arm away from glass.

For other wiper arms with lock nut or locking screw use screwdriver or wrench.

WIPER ARM INSTALLATION

Knurled Shaft
No adaptors required. Equipment on most cars since 1941. Just press arm on shaft.

Threaded Shaft
Convert to knurled type with adaptor and lock nut. Equipment on most cars, 1936 to 1940 and continuing on electric wipers 1941 to present.




Blade Angle
Swivel at blade connector permits setting blade at correct angle for each windshield.



Blade Attachment
Wiper arm is packed with bayonet and wrist action clip.



Adjustable Sweep Selector

Furnished on RB-12 and all TAU blades.

3 self locking positions permit size interchangeability. Select blade from application chart. Move sweep-selector so that blade matches outside diameter of wiping arc.

