

inch weight on both front and rear carburetors.


1957 270 hp carburetors? To date, **no** true 1957 270 hp carburetor 2613S or 2614S carburetor **with original tag** has been documented. In fact, none earlier than about January, 1958!

All original documented 270 hp 1957 Corvettes with original tags have either 2626S or 2627S carburetors or 2419S, 2362S carburetors.

Summary

In general, many differences are noted between the **correct** Chevrolet carburetors and the Chrysler comparison. Knowledgeable judges will also pick up these differences.

There are still some unanswered questions about dual-four carburetors. I would appreciate reader input if you have pertinent information about 1957 **original** 2613 or 2614S carburetors with **original dated** tags. Also, any original carburetors with a 0-1049 main body cars with **original dated** tags.



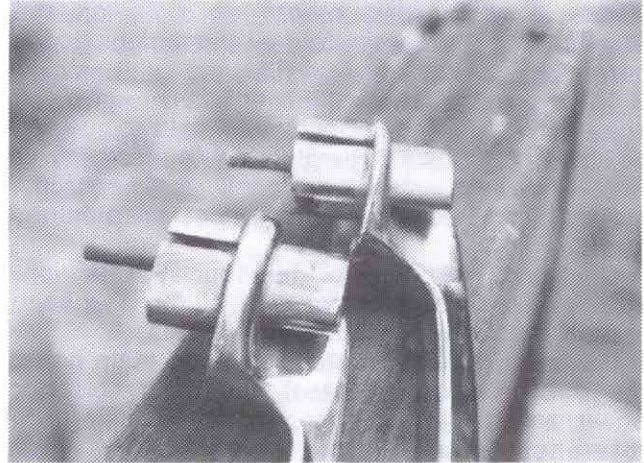
WEATHERSTRIPPING FOLDING TOP FRONT ROOF RAIL

Original header weatherstripping used from 56 to early 59. This assembly was listed as (side, front rail and header #3736171. It was a one piece unit that started at the middle side window drivers, to the middle side window passenger. If you squeeze it in your hand it's a sponge rubber feeling. Also the area above the windows to the corners were cloth covered, which held all three pieces together, not hard like the later one that goes from the left windshield to the right side only. Also when the early one was installed you could not see the center metal retainer and screws because there was a round sponge rubber also installed. In this area judging only refers to the second design at this time and no one makes the first design, if you have used the reproduction, second design and have had trouble installing it using the hard wedge blocks at the corners, it's because later frame assemblies redesigned the header corner pieces, and the second design didn't use the round rubber filler so that you can see the metal retainer and screws. Second design was #3762531 early 59 to 62.


Editor Roy

DOOR HANDLES VETT VERSUS CAR

In the last issue I talked about the differences in car and vett door handles, and I didn't have a picture at the time. Here is a picture of them, the thick one (left) is the car handle that will wing up and the thin one (right) is the vett that will be level. Remember, both will work but only one is right. On the car only the two door model will work.



Hard tops and convertible.



Both uses same part no.

**Picture your
Corvette here?
Send me your photo,
not you, your car!**
