


The Missing Spacer (55-62) by Roy Braatz

I've seen owners having problems aligning the water pump, generator pulleys to the harmonic balancer pulley, when they know all the parts are correct.

One reason I give to owners is the machine shop that rebuilt their engine didn't replace the steel spacer behind the harmonic balancer.

Shops rebuilding engines today are not aware that all V8 engines from 1955-62 "corvettes" only used one. It was to allow for the engine support and water pump gaskets. If you are missing thickness, it can be corrected by removing the balancer and timing seal. Then you can add the spacer to correct your problem. Paragon Reproductions make it for \$7.00. Call USA 800-882-4688; Michigan 800-982-8199.



PR-797 1956-62 all
Harmonic balancer spacer, stamped
steel, as original \$7.00

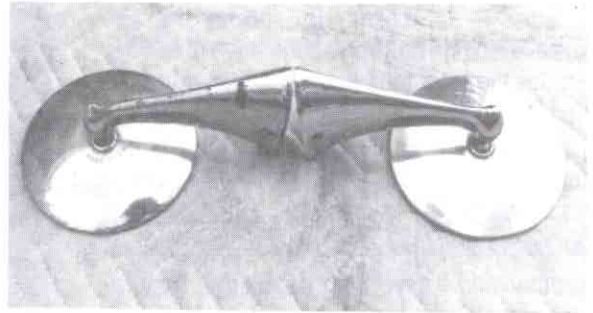
Hi, Roy:

As promised, I am sending you some information regarding 56 - 57 interiors:

More on reproduction of 56 - 57 interiors. As most of you are aware, the current replacement for 56 - 57 interior seat and door panels are incorrect. The incorrectness comes from the fact that each one of the panels were pressed individually, therefore, on the sides where the roll starts, you will find anywhere from 1/4 to 3/4 of the square pressed in and it feathering out to smooth grain material. The present manufacturers are using a roll of material and simply cutting those panels, and what you end up with is a full square right in a roll of the corner of the door panels and seat panels. Also, the pressed-in squares are too deep. Two more items that are also incorrect are the tabs that fit between the deck lid and the seat back when the top is down. These tabs originally had a slide-in fastener, not a snap, and the material was simply bent over and stitched. A strip of material approximately 5/8" wide is used on the current replacement and is sewed around the end, so you see the cut material on the top. All you should see on the top is the white stitching. The second item is the binding on the carpets. The original binding was only about 1/4" wide that was visible from the top of the carpet. The current replacement runs anywhere from 3/8" to 1/2". At the present time, I do not have a solution to these problems. So good luck on your interiors.

—Larry Richter
Western Technical
Director, 56 - 57


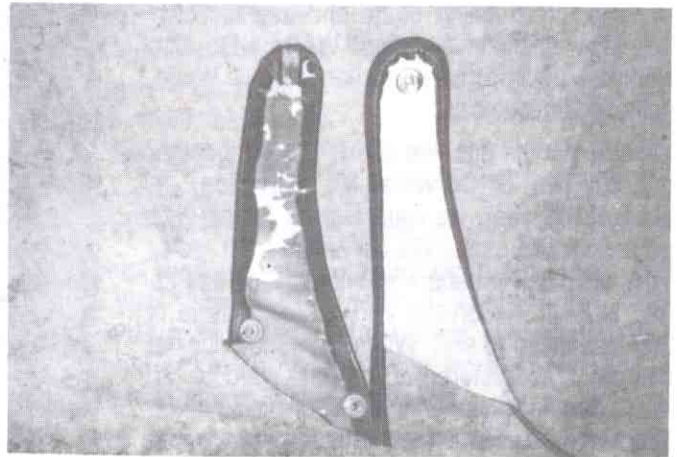
Mirrors:



Left is original guide Y-50, pot metal base and steel glass backing.

Right is dealer option right side. It has no markings, a pot metal base, and stainless steel glass backing. Notice mounting lock screw. Glass is also a dark-shaded color.

NOTE: Those of you who have Noland's book, turn to page 143. You can see where the two pieces are bonded together by looking at the pointer in his hand.



**TOP AND BOTTOM PHOTOGRAPHS:
Correct on left - Repro. on right.**