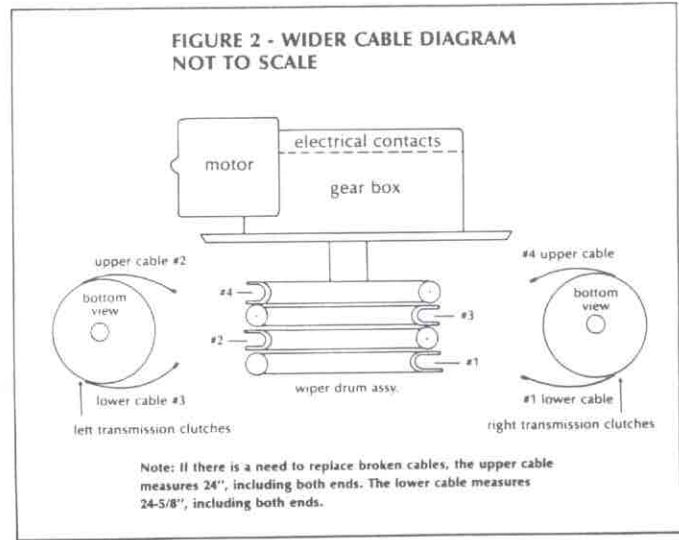


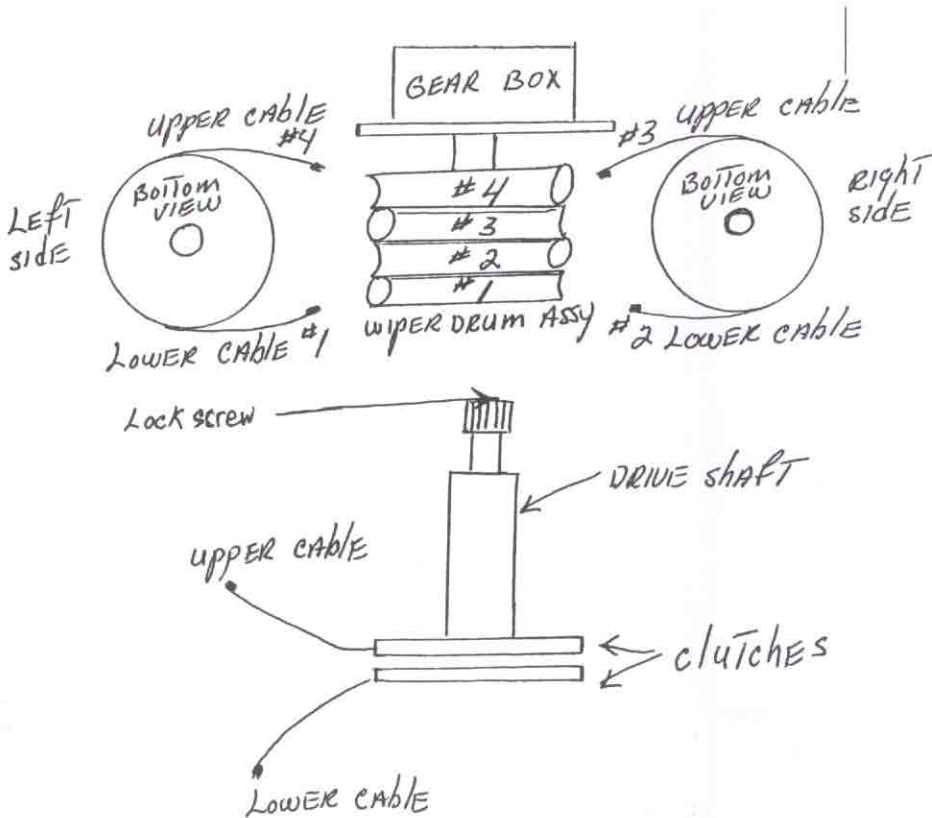
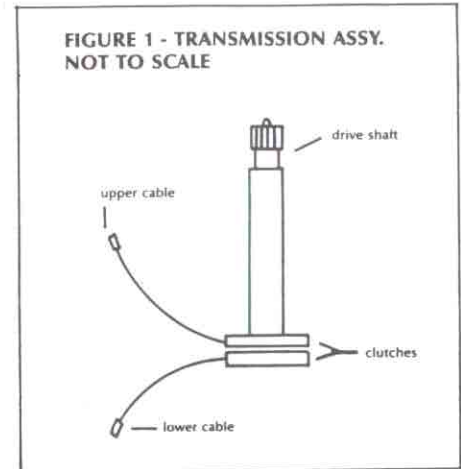
# HOW TO HOOK UP '53 - '55 CORVETTE WINDSHIELD WIPERS

By Roy Braatz

This article is for '53-'55 owners that have tried using the '56-'57 article to hook up your wiper cables. Fig. 1. With the wiper arms removed and the transmission assy in the body, use a flat screwdriver and turn the lock screw on the top out counterclockwise till you feel it stop (do not try to remove it). This will release the clutch spring tension. Then, by pulling on either cable, hook up the cables as shown in Fig. 2. If you only need to tighten the cables, pull on each one to loosen and free the clutch springs and then tighten the lock screw. If one wiper arm does not work correctly with the other, it could be that the lock screw came loose, causing the cables to be loose. If the cable is stretched from use, I found that a simple way to shorten the cable is to use a fishing lead ball weight squeezed on the cable at the end will take up the difference.



'56-'57



How CABLES LOOK FROM UNDER THE DASH

